




WEDGE-LOK®

For cold wall applications


The Wedge-Lok series of retainers offer the highest locking force available for cold wall applications. They mount to PC Board assemblies using screws, rivets or adhesive bonding and are then inserted into machined channels of cold plates or heat exchangers. The wedge design holds the PC Board firmly in place providing high resistance to shock and vibration while producing maximum thermal transfer.



WEDGE-TAINER™

For sheet metal or non machined cold wall applications


The Wedge-Tainer series of locking retainers are designed for heavy shock and vibration, and for effective heat dissipation in sheet metal chassis/ heat sink applications. The design combines chassis mounted housing with Wedge-Lok retainers.



LOK-TAINER®

For sheet metal or cold wall applications


The Lok-Tainer series of retainers are cam and lobe designs featuring lever or screw action for board retention. They are typically screw or rivet mounted to sheet metal chassis or to the PC board, achieving a zero insertion force configuration as well as high resistance to shock and vibration. Lok-Tainers also provide outstanding grounding characteristics.



PCB-TAINERS™

For sheet metal applications

The PCB-Tainer series of retainers feature a low-cost spring-action card retention design. They attach to the chassis using screws, rivets or adhesives and are designed primarily for use in sheet metal applications. PCB-Tainers provide protection against shock and vibration and offer excellent grounding characteristics.



INJECTORS & EXTRACTORS

Metal and plastic designs

Birtcher offers a wide selection of Injectors and Extractors for use in both sheet metal and cold wall applications. Available in both metal and plastic designs, these products facilitate the insertion and extraction of printed circuit boards with high density backplane interconnects.

* For more information: www.birtcherproducts.com/support/

Contents

Page

Technical Applications Discussion:

Mounting and Installation for Guides..... 77

Clamping Force..... 78

Retention Force 80

Shock and Vibration 80

Thermal Resistance 83

Theoretical Discussion on Wedge-Lok & Ejector/Injectors 84

Materials & Finishes 85

Technical Reference Tables:

Table 1. ANSI Head Cap Screws 86

Table 2. ANSI Flat Countersunk Head Cap Screws 87

Table 3. ANSI Helical Spring Lock Washers 88

Table 4. ANSI Type A Plain Washers..... 89

Table 5. Machinability - Surface Cutting Speeds 90

Table 6. Hardness Conversion Numbers for Steel 91

Table 7. Sheet Gauges 92

Table 8. Millimeters Converted to Decimal and Fractional Inches 93

Table 9. Conversion Factors 94

DSCC Cross Reference..... 95

Glossary 96